


# INTERFACE SCREEN INSTRUCTIONS



# HOME

ANIMATION STARTUP

WELCOME

# YOU ARE AMAZING

by stoneage



**GREEN** SIGNIFIES LINER MODE, WHILE **YELLOW** INDICATES SHADER MODE IN THE WORK INTERFACE. A QUICK DOUBLE-CLICK ON THE POWER BUTTON SEAMLESSLY SWAPS BETWEEN THESE MODES FOR ENHANCED FUNCTIONALITY.



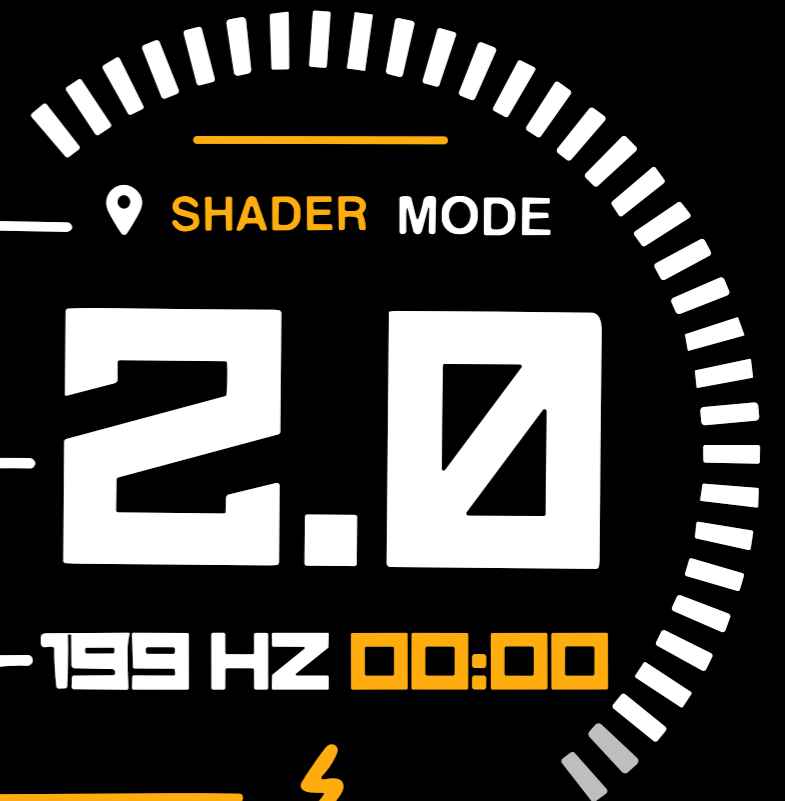
A VISUAL REPRESENTATION OF YOUR DEVICE'S REMAINING POWER.

TIMER

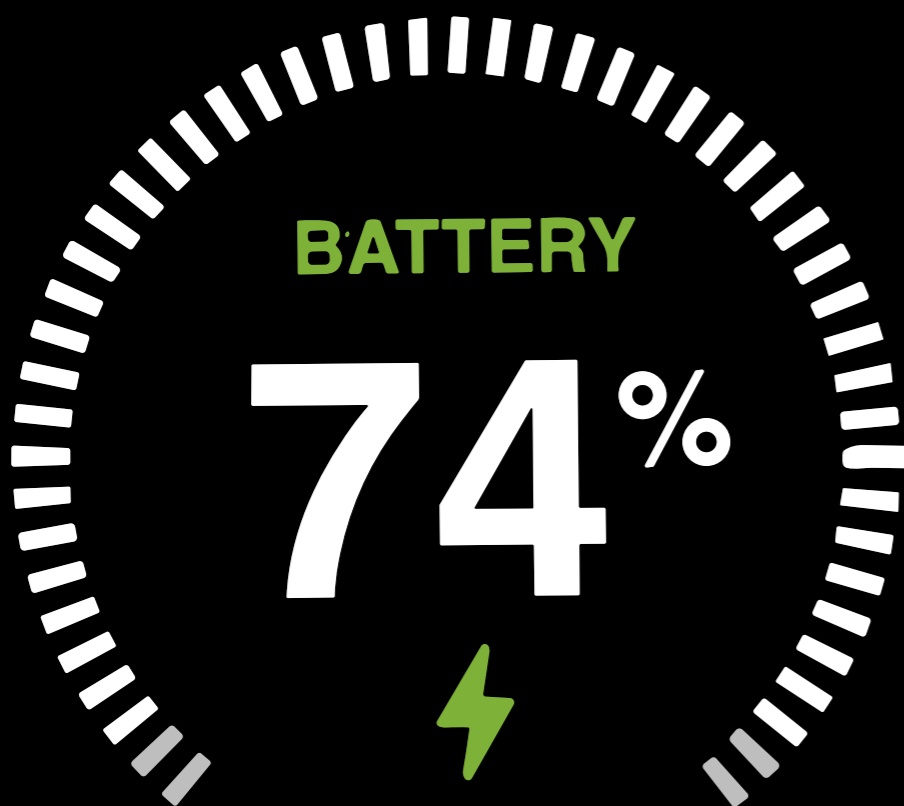
MODE FUNCTION

# VOLTS

HZ HITS PER SECOND



POWER RUNNING



# CHARGING

FOR OPTIMAL BATTERY LIFE, USE THE ORIGINAL CHARGER AND ENSURE A FULL CHARGE TIME OF 3 TO 4 HOURS.

CERTAINLY, IT'S CRUCIAL TO WRAP YOUR MACHINE METICULOUSLY IN PLASTIC BEFORE STARTING THE TATTOOING PROCESS TO MAINTAIN HYGIENE AND PREVENT CONTAMINATION.